



General Performance Data

Engine	Brand	SDEC
	Model	6HTAA6.5-G22
Control module	DEEP SEA 6120	
Starting voltage	V	12V
Frequency	Hz	50
Number of phases	3	

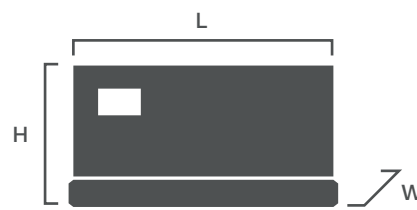
	Prime	Standby	
Power kVA	150	165	
Power kW	120	132	
Rated speed	r.p.m	1500	
Standard voltage	V	400	230
Available voltages	V	380/220	415/240
Power factor	Cos Phi	8	

Open



Dimension		
Length (L)	mm	2380
Height (H)	mm	1650
Width (W)	mm	1020
Weight	Kg	1600
Fuel Tank	L	250

Silent



Dimension		
Length (L)	mm	3258
Height (H)	mm	2100
Width (W)	mm	1150
Weight	Kg	2300
Fuel Tank	L	250

Fuel Consumption

Rated Output	g/KW.h	L/h
100% Standby	0000	36.8
100% Prime	0000	33.1
75% Prime	0000	25.2
50% Prime	0000	17.6
25% Prime	0000	0000

Standards Followed

ISO9001	ISO14001
ISO8528	ISO12100
ISO13849	EN12601
GB12786	GB/T2820
IEC60034	IEC60204
CE	RETIE

General Engine Data


Engine brand	SDEC
Engine ref.	6HTAA6.5-G22
Engine type	4-stroke diesel
Governor type	Electronic
Injection	Dierect
Aspiration	Turbo charged and Aftercooled
Number of cylinders and arrangement	6 - L
Bore and stroke	mm 105x124

Displacement	L	6.5
Cooling system	Water	
Lube oil consumption with full load	0.5%-1% of fuel	
Compression ratio	16:1	
Engine oil capacity	L	17.5
Total coolant capacity	L	28.6
Air filter	Type	Dry

Diesel engine	Dry air filter
4-stroke cycle	Radiator with pusher fan
Water-cooled	Electronic governor
12V electrical system	Hot parts protection
Water separator filter	Moving parts protection

Optionals

Water jacked heater
Radiator water level sensor
Oil heater
Heavy duty air filter




Alternator Specifications

Brand	Stamford/AGG
Number of phase	3
Power factor	0.8
Poles	4
Winding Connections (standard)	Star- Series
Insulation	H class
Enclosure (according IEC-34-5)	IP23

Model	KK274E
Excitation system	Auxiliary coil brus-
Voltage regulator	Electronic
No. of bearings	Single Bearing
Coupling system	Flexible disc
Coating type	Standard (Vacuum impregnation)

Optionals

Self-excited and self-regulated	Alternator pre-heater
IP23 protection	Winding temp. measuring instrument
H class insulation	PMG / AREP / MAUX



Application Data

Fuel system

	Open	Silent
Fuel oil specifications	250	250

Standard fuel tank capacity	L	DIESEL
-----------------------------	---	--------

Air system

	L/s	ND
Intake air flow	L/s	ND

Cooling air flow	m ³ /s	ND
------------------	-------------------	----

Exhaust system

	°C	600
Maximum exhaust temperature	°C	600

Exhaust gas flow	L/s	28.9m ³ /min
------------------	-----	-------------------------

Maximum allowed back pressure	kPa	6
-------------------------------	-----	---

Starting system

	kW	4
Starting power	kW	4

Recommended battery	Ah	2X80Ah(580CCA)
---------------------	----	----------------

Number of batteries		2
---------------------	--	---

Auxiliary voltage	Vdc	24V
-------------------	-----	-----

Genset version

Steel chasis

Emergency stop button

Anti-vibration shock absorbers

Chassis with integrated fuel tank

Fuel level gauge

High mechanical strength

Epoxy polyester powder coating

Fuel tank drain plug

Steel residential silencer - 20dbA attenuation

Battery charger

Optionals

Trailer type

 Water-cooled

 Three phase

 50 Hz

 Diesel

 Dual-wall fuel tank

Optional

Standard reference conditions

Ambient conditions of reference according to ISO 8528-1:2018 normative: 1000 mbar, 25°C, 30% relative humidity.

Weights and dimensions based on standard products. Illustrations may include optional equipment. Technical data described in this catalogue correspond to the available information at the moment of printing.

Control Panel Data

Features of the control panel	Basic Model (Standard)	Advanced Model (Optional)
Voltage between phases	o	o
Voltage between neutral and phase	o	o
Current intensities	o	o
Frequency	o	o
Apparent power (kVA)	o	o
Active power (kW)	o	o
Reactive power (kVAr)	o	o
Power factor	o	o
Voltage between phases	o	o
Emergency stop	o	o
Binary inputs	6/6	7/7
Analog inputs	3	3
2x10A Current outputs	o	-
I/O Configuration	o/o	o/o
D+ Function	o/o	o/o
Speed sensor	o/o	o
Amf/Mrs	o	o
GCB/MCB	o	o
3ph voltage measurement Gen./Mains	o	o
3ph current measurement	o	o
kW / kWh / kVA	o	o
Engine reading	o	o
Engine protection	o	o
Alternator protection	o	o
Earth current protection	o	o
History file	150	350
RTC/Battery	o/-	o/o
PLC	-	-
4G	x	-
Airgate	-	x
ECU CAN	o	o
MODBUS	x	x
MODBUS IP	x	x
SNMP	-	x
SNMP TRAPS	-	-
RS232	x	x
RS485	x	x
GSM/GPRS modem	x	x
Remote screen	x	x
Software for PC	x	x

Standard: o Optional: x Not Available: -